

Commercial Anti-Hold-Up Safes



Since 1927

Model #25-1034

Shipping Weight:
85 Lbs (38.6 kg)

Dimensions:

Height:
19.75" (50.2 cm)

Width:
16" (40.6 cm)

Depth:
16" (40.6 cm)



The commercial anti-hold-up safe offers security against day time hold-ups and burglary attempts.

Model #25-1032

Shipping Weight:
40 Lbs (18.1 kg)

Dimensions:

Height:
13.063" (33.2 cm)

Width:
9.9375" (25.2 cm)

Depth:
9" (22.9 cm)



Model #25-1037

Shipping Weight:
45 Lbs (20.4 kg)

Dimensions:

Height:
18" (45.7 cm)

Width:
9.9375" (25.2 cm)

Depth:
9" (22.9 cm)




Standard Features

- Continuous door hinge for strength
- Interlock door strike
- Black powder coat finish
- Secure 10 Gauge steel welded construction
- 6" x 1" (15.2 cm x 2.5 cm) deposit slot with internal tamper proof design



Deposit slot



High security key lock or three digit combination



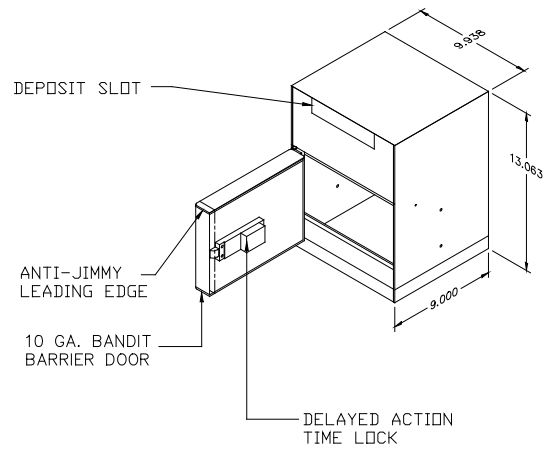
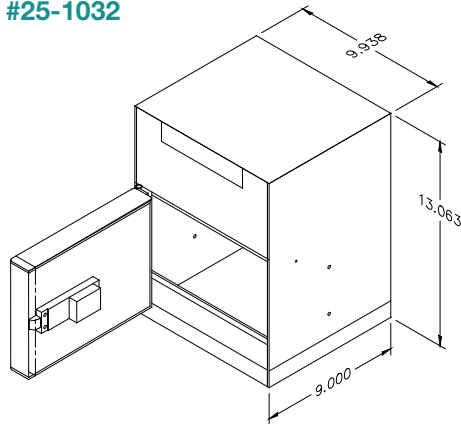
Secure combo reset



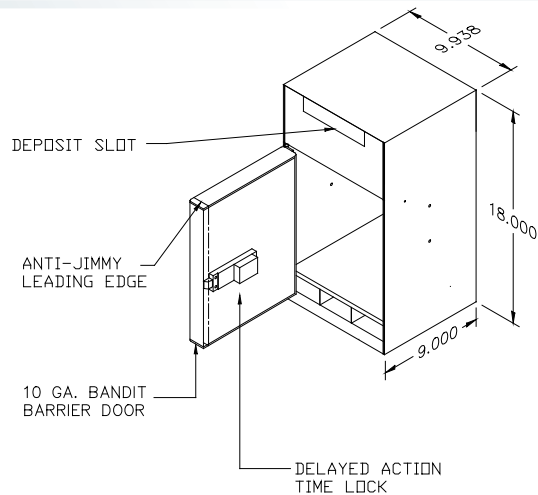
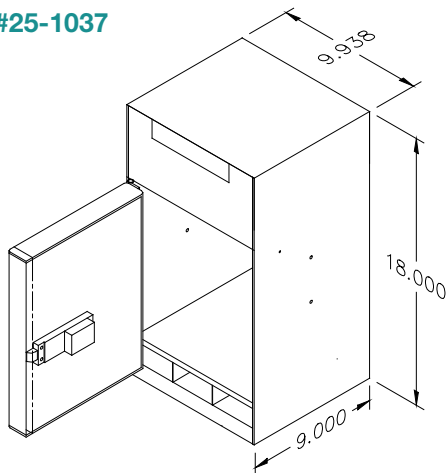
Commercial Anti-Hold-Up Safes

Internal Tamper proof Design

#25-1032



#25-1037



Functionality and Dependability

- Commercial Anti-Hold-Up Safe offers ideal security against hold-up and burglary attempts
- CBM units are designed specially as a depository for stores and businesses
- Handles large amounts of cash or valuables on a daily basis

Options & Upgrades

- Five minute time delayed opening keylock
- Optional flashing warning light attachment signals the lock is ready to open